

PowerBoss


The Power of Clean



(2) Filters 120 SQ FT



MERV 17 Filtration



Vacuumized Curb Broom



64" Hydraulic High Dump
into Dumpster



ALL STEEL HEAVY DUTY SWEEPER

**MERV 17 HEPA DUST FILTRATION
99.97% EFFICIENCY ON 0.30 PM PARTICLES**

FIVE STAGES OF DUST CONTROL

EXTRA LARGE CAPACITY

MDC 9X ARMADILLO | MAXIMUM DUST CONTROL MERV 17

MDC 9X ARMADILLO

PRODUCT FEATURES

Change to PowerBoss has MERV 17 High Efficiency Particulate Air (H.E.P.A.) filter sweepers that comply with the OSHA dust control standards. The filtration system on the sweeper must be 99% efficient to 0.3 micron. A .03 micron at 99% efficiency requires a MERV 17 H.E.P.A. dust filter to comply.

PowerBoss MDC sweepers offer a productive method of sweeping with maximum dust control.

5 Stages of MDC Dust Filtration:

Stage 1: Vacuumized main broom chamber.

Stage 2: Perma Pre-Filter.

Stage 3: (Pleated Paper Filter) 95%-98% efficient from 2.0-5.0 micron.

Stage 4: Aggressive filter vibration system.

Stage 5: (MERV 17 HEPA) 99.97% efficiency on 0.30 pm particles



Swinging Engine for Exceptional Access



Built To Last In The Most Rugged Environments

FEATURES

Engine Swing

All Steel Construction

22 Cubic Feet Hopper

RTR-Rotary Trash Relocator

Hopper Access Door

Power Climb

5 Stage Dust Filtration System

BENEFITS

Offer 360 degree engine & hydraulic accessibility for ease of maintenance for less downtime, more productivity & providing lower cost per hour usage

More durable, less downtime, less maintenance costs providing lower cost of usage per hour

Largest in its class, more productive, less time dumping, more time sweeping

Allows operator to move debris from hopper lip to forward portion of hopper, increased hopper load, more sweeping, less dumping

Operator can place items in hopper that should not be swept

Capable of climbing a 5½" curb allowing operator to go from street to sidewalk increasing productivity

Exceptional Dust Control
Complete with (MERV 17 HEPA) 99.97% efficiency on 0.30 pm particles

CLEANING PATH

Coverage	184,000 Sq. Ft. Per Hour
Sweep Path	64" Std./78" Opt. Second Side Broom

DIMENSIONS

Length	105"
Width	60"
With Overhead Guard	81"
With Cab	81"
Height	55.38"
Weight	3,500 lbs
Minimum U-Turn	110"

SWEEPING SYSTEM

Main Broom	48"
Side Broom	26"
Second Side Broom	Optional
Hopper Type	Hydraulic High Dump
Hopper Volume	22 cu ft
Hopper Capacity	1,500 lbs
Dust Control	120 sq ft
Hydraulic High Dump	64"
RTR (Rotary Trash Relocation)	Yes
Vacuumized Side Broom	Right Side Broom
Micro HEPA Vacuum	Optional Equipment

PowerBoss
The Power of Clean

1.800.323.9420
powerboss.com

PowerBoss

The Power of Clean



Quick Chang, No Tool
Dust Filter 110 Sq Ft



MERV 17 Dust Filtration



Exceptional Engine Access



Heavy Duty Steel Frame



ALL STEEL HEAVY DUTY SWEEPER

MERV 17 HEPA DUST FILTRATION

FIVE STAGES OF DUST CONTROL

COST EFFECTIVE RELIABLE DESIGN

VACUUMIZED CURB BROOM

STANDARD EQUIPMENT

MDC ATLAS

MAXIMUM DUST CONTROL MERV 17 INDUSTRIAL SWEEPER

MDC ATLAS | PRODUCT FEATURES

PowerBoss has MERV 17 High Efficiency Particulate Air (H.E.P.A.) filter sweepers that comply with the OSHA dust control standards. The filtration system on the sweeper must be 99% efficient to 0.3 micron. A 0.3 micron at 99% efficiency requires a MERV 17 H.E.P.A. dust filter to comply.

PowerBoss MDC sweepers offer a productive method of sweeping with maximum dust control.

5 Stages of MDC Dust Filtration:

Stage 1: Vacuumized main broom chamber.

Stage 2: Perma Pre-Filter.

Stage 3: (Pleated Paper Filter) 95%-98% efficient from 2.0-5.0 micron.

Stage 4: Aggressive filter vibration system.

Stage 5: (MERV 17 HEPA) 99.97% efficiency on 0.30 pm particles



4 Gallon H.E.P.A. MICRO VAC



Built to perform in the harshest environments

CLEANING PATH		POWER SYSTEM	
Coverage	184,800 Sq Ft. Per Hr.	Engine GAS, LPG	55 HP 1.5 L, Kubota
Single Side Broom	64"	Engine Diesel	37.5 HP Kubota
Dual Side Brooms	80"	Propel Speed Forward	9.8 mph
Vacuumized Side Brooms	Standard	Propel Speed Reverse	3.0 mph
MAIN BRUSH		DIMENSIONS	
Main Brush Length	48"	Tires : (2) Front	23.2" Pneumatic
Main Brush Lift	Mechanical	(1) Rear	18.5" Pneumatic
Main Brush Change	No-Tool	Ground Clearance	4"
SIDE BROOM		Length	99.75"
Single Side Broom	26" (No-Tool)	Width	63.38"
DEBRIS HOPPER (STEEL)		Height	55.88"
Volume Capacity	16 ft3	Weight (net)	3,460 lbs
Weight Capacity	1,200	Minimum Aisle Turn	113"
Dump Height (variable to clear)	60"	Sound Level	83dba
5 STAGE DUST CONTROL SYSTEM			
Stage 1	Vacuumized Main Broom Chamber		
Stage 2	Perma Filter		
Stage 3	95 ft2 Synthetic Panel Filter		
Stage 4	Aggressive, Filter Contact Vibration		
Stage 5	(MERV 17 HEPA) 99.97% efficiency on 0.30 pm particles		
Optional	On-board 4 Gallon MICRO HEPA Vacuum		

PowerBoss
The Power of Clean

1.800.323.9420
powerboss.com

THE NAUTILUS | FEATURES & BENEFITS

NAUTILUS SCRUBBING SYSTEM

Cleaning Path	
Main Brushes Only	45"
With Optional Side Scrub Brush	60"
Main Brushes	
Brush Diameter	12"
Brush Length	45"
Brush Speed	425 RPM
Brush Pressure	200 lbs - 400 lbs
Side Scrub Brush w/ Vacuum	
Brush Diameter	16"
Brush Speed	200 RPM
Tanks	
Solution Capacity	105 gallon
Recovery Capacity	105 gallon
Demister Chamber	17 gallon
(2) 1.05 cu. ft. Easy Dump Debris Trays	
Material	Plastic/Stainless Steel
Total Hopper Capacity	2.1 cu. ft.
Vacuum Fan	
Speed	11,500 RPM
Water Lift	35"

NAUTILUS DIMENSIONS

Length	95"
Width	
Frame	55"
Rear Squeegee	56"
With Side Scrub Brush	65.5"
Height	
At Lowest Steering Wheel Position	60.5"
With OHG	83.5"
Weight	
Empty	3,250 lbs
GVW	4,800 lbs
Minimum Aisle U-Turn	107.7" (8'-11.7")

NAUTILUS PROPELLING SYSTEM

Engine System	Kubota, Gas, LPG, Diesel
Speed - Forward	7.7 MPH
Speed - Reverse	4.0 MPH
Gradeability - Traveling	10 degrees
Gradeability - Scrubbing	8 degrees
Tires - Front	16" x 6" molded
Tires - Rear	18" x 5" press-on

NAUTILUS SCRUBBER SWEEPER WARRANTY

Travel (2 Hour Cap)	6 Months	Engine	36 Months/2,000 Hours
Labor	24 Months	Tanks	10 Years
Parts / Replacement Parts	36 Months/2,000 Hours	Parker O-Ring Face Seal Hydraulic Fittings	36 Month No Leak

****Extended Warranties Available (Additional Cost Apply)****

ABOUT US

PowerBoss is a division of three companies manufacturing a full line of maintenance products, industrial and commercial sweepers, scrubbers and chemicals for industrial, commercial and institutional facilities.

Minuteman
Excellence Meets Clean

PowerBoss
The Power of Clean

Multi-Clean
Your Guide To Clean!

PowerBoss
The Power of Clean

1.800.323.9420
powerboss.com

PowerBoss
The Power of Clean




Power Performance



Read & React
Maneuverability



Heavy Duty Stainless
Steel Components



MAXIMUM ACCESS



MANEUVERABLE MID-SIZE MACHINE

LARGE CAPACITIES – LONG RUN TIME

LOW COST OF OWNERSHIP, RELIABLE DESIGN

HEAVY DUTY STAINLESS STEEL PARTS

EXCEPTIONAL CLEANING PERFORMANCE

*MACHINE PHOTOGRAPHED WITH OPTIONAL EQUIPMENT

THE NAUTILUS | CYLINDRICAL SCRUBBER SWEEPER

THE NAUTILUS

One the most amazing water creatures in the sea is the NAUTILUS. It is considered a symbol for strength and longevity because its armor-like shell can withstand extremely high pressure due to its natural design. This had to be the name for the new scrubber sweeper from PowerBoss.

The NAUTILUS scrubber sweeper can be an exceptional value to your company. Large water capacities provides longer cleaning time, heavy duty stainless steel parts offer lower cost of ownership and the unmatched maneuverability helps to ensure professional cleaning results that will make the difference for you.



8'-11.7" MINIMUM AISLE U-TURN




APPLICATIONS

Including but not limited to the following applications:


- Food Grade Facilities
- Distribution Centers
- Municipalities, Federal Facilities
- Parking
- Heavy Manufacturing
- Warehousing
- Beverage Bottlers, Distribution
- Aircraft Hangers & Tarmac Area

POWERFUL SYSTEMS

PROVIDE POWER PERFORMANCE



BEFORE



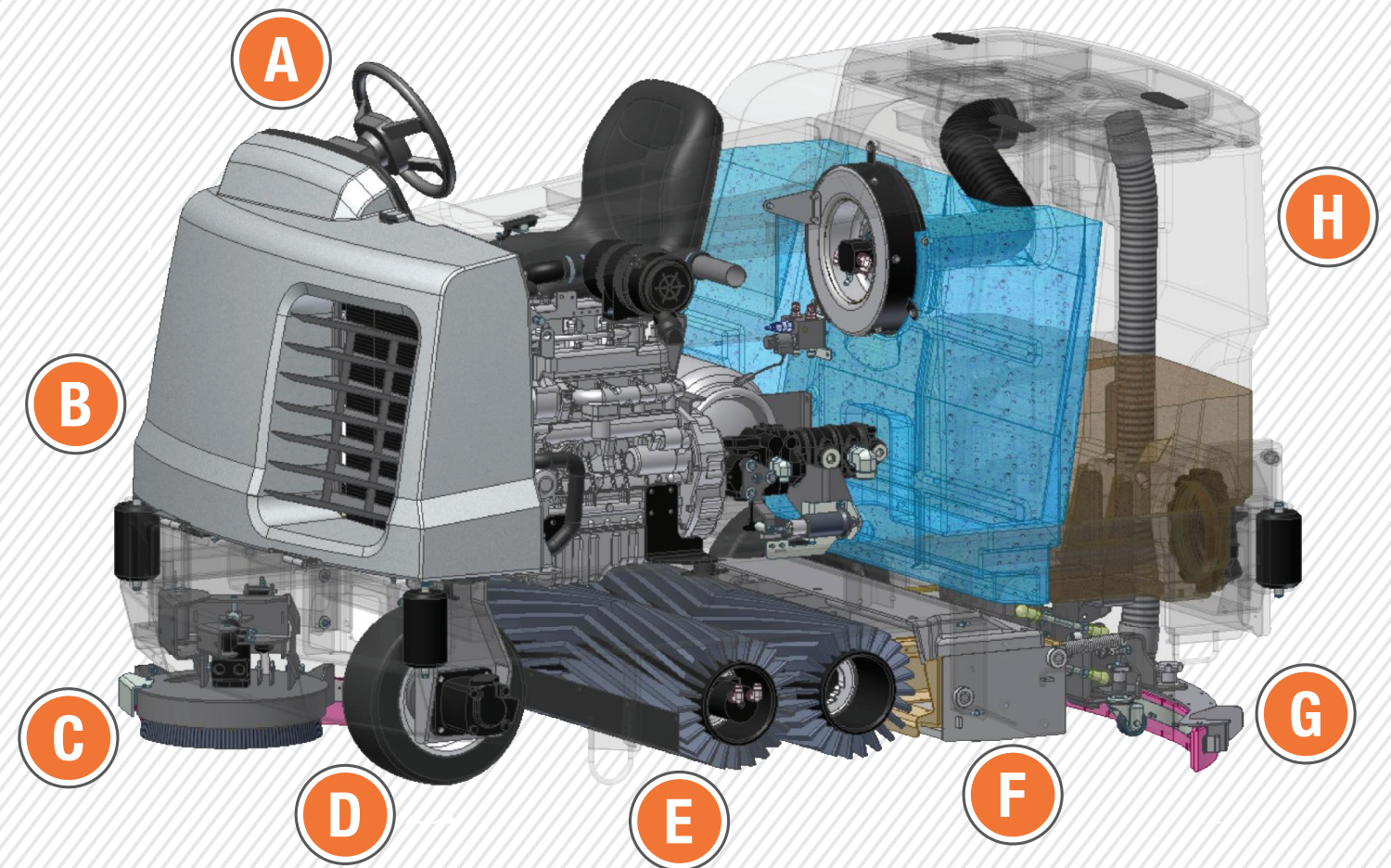
AFTER

- Kubota Engines
- Eaton Hydraulic Motors
- Parker TC (Tough Cover) Hoses
- Monarch Traction Tires
- Linatex Extended Wear, Oil Resistant Squeegees
- 11,500 RPM Hydraulic Vacuum – Dry Floors Immediately
- Parker O-Ring Face Seal Hydraulic Fittings -36 Month No Leak Warranty



THE NAUTILUS

CYLINDRICAL SCRUBBER SWEEPER



A Quick Scrub Controls

One switch operation, simple to use

B Max Access Panel

Easy Access to Electronic Systems, Hydraulic Manifold, Steering Assembly, Kubota Engine, Radiator, Hydraulic Oil Cooler

C Side Scrub

Optional 16' Disc Scrub Brush for cleaning against the walls or close to racking or conveyer systems

D Front Steer & Drive Traction Tire

Provides excellent turning, 8' 11.7" u-turn

E Powerful 45' Cylindrical Scrub

Sweep brushes powered by (2) hydraulic motors provide exceptional cleaning performance

F 2.1 Cu. Ft. Quick Load Hopper

Complete with (2) plastic easy dump debris trays for ergonomic disposal or optional stainless steel one piece hopper.

G Quick View Squeegee

The squeegee tilts up for quick squeegee adjustments or changes. This exclusive feature helps provide a completely dry floor immediately after scrubbing.

H Pro Scrub

Prolonged Runtime Operation. Large solution & recovery tanks, up to 2 hours of scrub time.

PERFORMANCE



Quick Scrub - Controls

Utilizing only one switch, the operator can have all functions turn on and off with a flip of one switch. The functions (scrub and/or vacuum) are selected prior to cleaning. The Green Quick Scrub master switch turns the selected functions on and off. Individual functions can be adjusted by the operator during the cleaning process. The operator can change water flow and brush pressure on the move.



Professional Cleaning Results

Two powerful Eaton hydraulic motors turn two 45" cylindrical brushes at 425 RPM. Choose 200, 300 or 400 lbs of down pressure using the selector knob on the operator control panel. Rip the build-up off the floor or bring the polish back to the high gloss finish. 11,500 CFM vacuum completely dries the floor allowing forklift or foot traffic to travel safely behind the machine.



Pro Scrub

Prolonged Runtime Operation – Long scrub time before draining and refilling.

105 Gallons of Solution Water Flow Rates:


Normal: .88 gallons per minute = 2 hours of runtime

High: 1.5 gallons per minutes = 1 hour, 10 minutes of runtime



Easy Clean Recovery Tank

A large drain hose provides quick and clean draining of the dirty water. Two large doors at the top of the tank and one 8" access cap provide easy access for washing the recovery tank free of sediment.



Quick Load Hopper with Easy Roll Casters & Safety Dump Debris Tray



The squeegee is tilted up out of the way so the debris hopper can be removed from the machine. Now the hopper can be moved effortlessly using the Easy Roll Casters and the debris can be disposed of safely and easily using the plastic Safety Dump debris trays.

READ & REACT MANEUVERABILITY




The operator can turn around in a 9' aisle if needed without having to back up or turn off the water or brushes while scrubbing. The operator can READ the traffic and REACT safely.

HEAVY DUTY STAINLESS STEEL COMPONENTS




Scrub Deck, Scrub Deck Doors, Scrub Door Hinges, Side Squeegee Frame, Rear Squeegee Frame, All Squeegee Attachment Bands (Inner, Outer & Sides), Debris Hopper (Optional Stainless Steel)

MAXIMUM ACCESS



Superior Maintenance Positions

After removing the engine panels, no tools required, this provides 360 degree accessibility around the engine, radiator, hydraulic pump, vacuum motor, hydraulic tank and the electrical system. This provides the opportunity to keep the machine maintained properly. The easiest task can be difficult if things are in the way.



Quick View Squeegee

The squeegee tilts up for quick adjustments or changes. Feature allows for easy daily inspection and debris removal.

Quick Change Scrub Brushes

No tools required for scrub brush inspection or changes.

OPTIONAL EQUIPMENT



- Side Scrub
- Overhead Guard (4 Post)
- Safety Light Packages
- Suspension Seat
- Seat Belt
- Canvas Cab Mounted On Overhead Guard

- Back Up Alarm
- Chemical Metering
- Fire Extinguisher
- Auto Fill
- Heated Solution
- Spray & Vac Wand
- Spare LP Tank Holder