

HIGH-LEVEL ORDER PICKER


3,000 LB CAPACITY

TAKE YOUR ORDER PICKING EFFICIENCY
AND PERFORMANCE TO THE NEXT LEVEL



RUN LONGER, WORK SMARTER.

ADVANCED TECHNOLOGY SAVES TIME AND ENERGY FOR OPTIMUM THROUGHPUT.



- Runs up to 16 hours on one battery charge*
- Lifts up to 30 ft. without sacrificing on stability
- Sealed components provide maximum reliability
- Smart technology options for even greater productivity

With a load capacity of up to 3,000 lbs, the EOP15N3 high-level order picker is designed to deliver exceptional reliability and value for your business.

Exceptional Reliability, Exceptional Value

Mitsubishi Forklift Trucks' EOP15N3 high-level order picker delivers superior performance – at an exceptional value. Featuring advanced AC technology, this truck provides strong acceleration, high lift/lower speeds, low energy consumption and long run times for greater productivity.

Runs Longer: Up To 16 Operating Hours On One Charge

The EOP15N3 has the ability to run up to 16 hours on one battery charge in most applications, saving your business valuable operating time and money.

Sealed Components, 1,000-Hour Service Intervals

Sealed components provide added protection in dusty or moist environments and require less maintenance over time. Extended 1,000-hour service intervals further reduce the need for routine maintenance.



Dynamic Speeds

Built for efficient order picking, this truck achieves exceptional travel, lift and lower speeds through advanced 3-phase AC technology.

* in most applications



Smart Performance Options

Further enhance your order picking performance and reduce operational risk with these smart technology options.

- **Advanced Platform Visibility**
Gives your operators visibility under the operator platform to ensure the path is clear when lowering.
- **Warehouse Aisle Recognition**
Utilizing RFID transponder technology, the EOP can be customized to accommodate your warehouse layout for more efficient order picking.

Top travel speeds:

- Up to 7.5 miles per hour in drive unit direction
- Up to 7.0 miles per hour in fork direction

Top hydraulic speeds:

- Up to 76 feet per minute when lifting
- Up to 92 feet per minute when lowering

GET THE JOB DONE WITH CONFIDENCE.

ENHANCED ERGONOMICS KEEP YOUR OPERATORS IN CHARGE OF THEIR WORKDAY.



Productivity – Above 30 Feet

The EOP15N3 is designed to help your operators maintain control and confidence at height – above 30 ft. in the air – allowing for maximum picks shift after shift.

The EOP15N3 was designed with your operators in mind. Through extensive research and operator feedback, we discovered what busy order picker operators need most.

These features offer precise handling and superior stability, giving your operators total control.

Awareness

- Interactive display panel shows key performance indicators in full-color

Control

- Curve Control feature automatically reduces speed while turning corners and at height
- Electric steering for less effort to control the truck

Comfort

- Operator platform incorporates an ultra-comfort cushioned floor


Security

- Automatic Pallet Grip to center the pallet for added stability
- Control handle incorporates a solid base for a secure grip
- Side gates are nested out of the way when in the up position for maximum access



Options For Every Warehouse

- **Dual fans** – for optimum operator comfort
- **LED lights** – for enhanced visibility
- **USB power port** – single or dual - with 5-volt/2 amps to power-up electronic devices
- **Aisle guidance** – Wire or rail guidance options include programmable performance features, such as travel speed and lift height control by way of an RFID aisle transponder.
- **Freezer conditioning** – Includes display with integrated heater, wire mesh mast guard and additional components designed to withstand cold environments.
- **Furniture picking** – This package includes various fork length options and a tether pole, to allow operators to move across the platform. Contact your local dealer for details on a custom furniture platform.



Available Configurations

Further optimize ergonomics and productivity in your warehouse with these options.

- 24 or 36-Volt power
- Four battery compartment options: 14.25", 16.25", 18.25" and 21.25"
- Five simplex masts from 138" to 212", and nine triplex masts from 195" to 366"
- Seven base leg sizes from 42" to 62" long
- Eleven fork lengths, 30" to 96", adjustable side-to-side
- Three wire or rail guidance options, including Aisle Transponder Technology for customized aisle performance
- Wide range of operator platform widths (standard is 42")

CHARACTERISTICS		EOP15N3 (short chassis)		EOP15N3 (long chassis)			
1	Type	High-level Order Picker		High-level Order Picker			
2	Power voltage	24 / 36		24 / 36			
3	Capacity at rated load center	lb	kg	3,000	1,360	3,000	1,360
4	Capacity load center – distance from fork face	in	mm	24	600	24	600
DIMENSIONS							
5	Maximum fork height ²⁾	in	mm	238	6,046	238	6,046
6	Fork dimensions – length x width x thickness	in	mm	42 x 4 x 2	1,280 x 100 x 50	42 x 4 x 2	1,280 x 100 x 50
7	Fork spacing – out-to-out minimum	in	mm	24 / 30	610 / 762	24 / 30	610 / 762
8	Fork carriage width ¹⁾	in	mm	30	762	30	762
9	Load distance (load axle to fork face)	in	mm	6.5	165	6.5	165
10	Wheelbase	in	mm	61.2	1,554	66.1	1,680
11	Extended mast height (including platform) ²⁾	in	mm	327	8,310	327	8,310
12	Overhead guard height (top)	in	mm	92	2,337	92	2,337
13	Lowered mast height	in	mm	107	2,721	107	2,721
14	Lowered platform height	in	mm	10	245	10	245
15	Maximum platform height	in	mm	248	6,291	248	6,291
16	Overall length (with 42" L forks installed)	in	mm	120	3,040	125	3,166
17	Length to fork face (includes fork thickness)	in	mm	78.0	1,980	83	2,100
18	Overall width – chassis / wheel legs	in	mm	40 / 42	1,016 / 1,067	40 / 42	1,016 / 1,067
19	Ground clearance at lowest point	in	mm	0.45	12.0	0.45	12.0
20	Ground clearance at center of wheelbase	in	mm	1.9	47.2	1.9	47.2
21	Minimum outside turning radius	in	mm	71.2	1,808	76.2	1,935
23	Length to tip of wheel arms	in	mm	27.6	702	27.6	702
24	Inside operator compartment height	in	mm	81.1	2,060	81.1	2,060
25	Top of fork to top of overhead guard	in	mm	89.0	2,263	89.0	2,263
26	Top of fork to floor height	in	mm	6.5	166	6.5	166
27	Operator compartment floor to side gate arm	in	mm	38.3	972	38.3	972
28	Ground to top of fork when fully lowered	in	mm	3.0	75	3.0	75
29	Ground to top of battery rollers	in	mm	8.0	203	8.0	203
30	Pallet clamp opening width	in	mm	5.7	145	5.7	145
PERFORMANCE							
31	Travel speed, loaded / no load	mph	km/h	7.5 / 7.5	12 / 12	7.5 / 7.5	12 / 12
32	Lift speed, loaded / no load	fpm	m/s	67 / 77	0.35 / 0.39	69 / 77	0.35 / 0.39
33	Lowering speed, loaded / no load	fpm	m/s	93 / 81	0.47 / 0.41	93 / 81	0.47 / 0.41
34	Brakes – service			regenerative		regenerative	
35	Brakes – parking			electric spring-loaded		electric spring-loaded	
WEIGHT							
36	Service weight	lb	kg	5,730	2,600	6,395	2,900
37	Service weight with maximum weight battery, no load	lb	kg	8,030	3,642	9,295	4,215
38	Service weight with minimum weight battery, no load	lb	kg	7,680	3,484	8,993	4,079
39	Axle loading, no load, front / rear	lb	kg	4,467 / 3,563	2,026 / 1,616	5,092 / 4,123	2,310 / 1,870
40	Axle loading with rated load, front / rear	lb	kg	2,778 / 8,270	1,260 / 3,751	3,461 / 8,800	1,570 / 3,992
CHASSIS							
41	Tires			polyurethane		polyurethane	
42	Tire size back (load) – based on 42" or 44" W baseleg ³⁾	in	mm	6 x 2.88	152 x 74	6 x 2.88	152 x 74
43	Tire size front (drive)	in	mm	13.5 x 5.5	343 x 140	13.5 x 5.5	343 x 140
44	Wheels, number, front / rear (x=drive wheels)			1x / 4		1x / 4	
45	Tread width (center of tires) ¹⁾	in	mm	37.8	960	37.8	960
ELECTRICAL							
46	Drive motor rating S ₂ 60 min.	hp	kW	9.3	6.9	9.3	6.9
47	Lift motor rating at S ₃ 15%	hp	kW	16	12	16	12
48	Battery compartment size (L x W x H)	in	mm	38.4 x 16.25 x 32.49	975 x 413 x 825	38.4 x 21.25 x 32.49	975 x 539 x 825
49	Battery weight, minimum / maximum	lb	kg	1,950 / 2,300	885 / 1,043	1,950 / 2,300	885 / 1,043
OTHER							
50	Controls – drive / hydraulic			AC		AC	

1) Based on standard (common) configuration of truck with 42" baselegs.

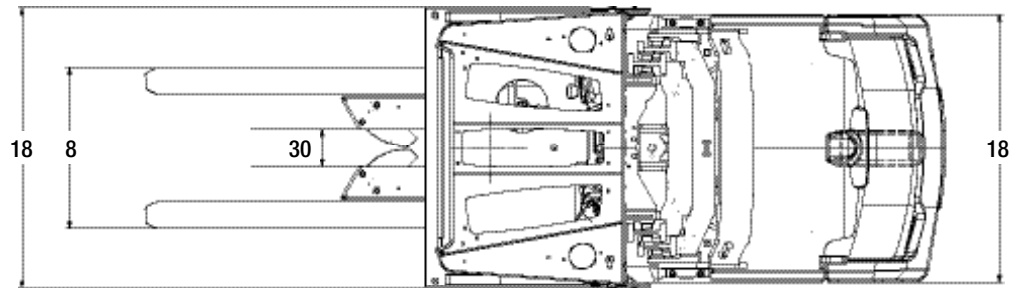
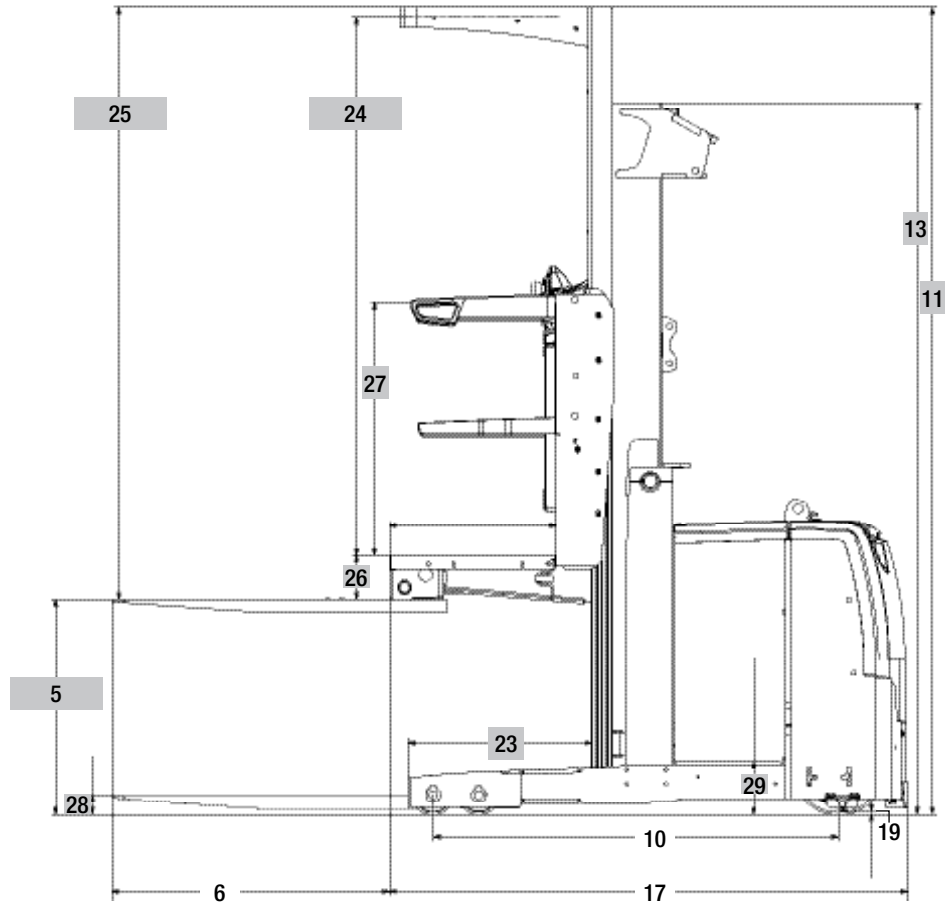
2) Based on common mast configuration of 238" MFH

3) For baselegs wider than 44", wheel size is 6" x 4" (152 x 99 mm)

4) Based on common 16.25" battery compartment

Call-out numbers shown in the diagram below correspond to the first column of the specifications chart.

EOP15N



SAFETY STANDARDS

These trucks meet American National Standards Institute/Industrial Truck Standards Development Foundation, ANSI/ITSDF B56.1. UL-Classified by Underwriters Laboratories, Inc., as to fire and electric shock hazard only; Type E, EE (optional), Industrial Trucks. Users should be aware of, and adhere to, applicable codes and regulations regarding operator training, use, operation and maintenance of powered industrial trucks, including:

- ANSI/ITSDF B56.1.
- NFPA 505, fire safety standard for powered industrial trucks - type designations, areas of use, maintenance and operation.
- Occupational Safety and Health Administration (OSHA) regulations that may apply.

Specifications, equipment, technical data, photos and illustrations based on information at time of printing and subject to change without notice. Some products may be shown with optional equipment.

EOP15N3

3,000 LB CAPACITY HIGH-LEVEL ORDER PICKER

Delivering Exceptional Value

More Than 296,000 Parts To Keep You Running

Mitsubishi Forklift Trucks offers several parts programs, all designed to bring you top performance and convenience for your material handling needs. Contact your local dealer to put our services to work for you.

Support To Fit Your Operation

Find out why more companies are relying on Mitsubishi forklift truck dealers to keep their fleet operating at top performance. Our efficiency provides customers with a better return on investment, and qualified service technicians, diverse parts inventory and unparalleled selection of service options can help reduce your total cost of ownership.

Extensive Dealer Network

The Mitsubishi forklift truck dealer network is dedicated to finding the right forklift solution for your business. With more than 300 dealer locations, you can rely on your local dealer to provide the service you need when you need it most.



Manufactured with superior quality and exceptional value, Mitsubishi forklift trucks are supported by an extensive dealer and field support network located throughout North and South America. Don't forget to ask your local Mitsubishi forklift truck dealer about details on factory retail programs, financing plans and additional options and dealer services like planned maintenance and operator training.