



MAXIMUM EFFICIENCY

**4,500 – 6,500 LB. CAPACITY
ELECTRIC CUSHION TIRE LIFT TRUCKS**



THE POWER TO TACKLE YOUR TOUGHEST JOBS.

Made For Your Operation

Combining the latest in operator ergonomics and advanced AC technology, the Cat® EC23N-EC30LN electric cushion tire lift truck series gives your operators the tools they need to drive your business forward.

ADVANTAGES TO YOU:

- Low energy consumption - to keep the truck running for more hours
- Convenient battery extraction and access options
- Controllers, display, fingertip controls (optional) and motors are protected against dust and water
- Precise load handling and fast lift speeds
- Compact design minimizes turning radius for easy maneuvering in tight spaces
- Zero hydrocarbon emissions
- Industry-leading 500-hour extended service intervals
- World-class service and support from your experienced Cat lift truck dealer

KEY APPLICATIONS:

Food Products
Transportation
Chemical and Allied Products
Rubber and Plastics
Metal Products
Electronic and Electric Products
Textile Products
Rental Options For Seasonal Demands

EXCEPTIONAL RUN TIMES

Work longer without sacrificing performance, thanks to Cat Lift Trucks 3-phase AC technology and regenerative braking.

- All AC drive and hydraulic system – no brushes or commutator
- Enhanced hydraulic power steering

RESPONSIVE ACCELERATION AND BRAKING

Separate drive, hydraulic and steer motors, maximize the lift truck's performance for superior power and greater productivity.

The Benefit To You:

- Responsive acceleration and braking
- Precise positioning
- Controlled travel speed





SPACIOUS COMPARTMENT FOR A WIDE RANGE OF OPERATOR SIZES.

**Exceptional Comfort
For A Long Day's Work.**



**Re-Charge Devices
On The Go**

Optional USB charging port for work and personal devices.



Forward Visibility

Narrow mast channels and open overhead guard design for excellent visibility.



Rear Visibility

Low-profile counterweight provides excellent visibility when traveling in reverse.





Wiring Integrated Into Overhead Guard

For added protection.

Adjustable Vinyl Seat

The full-suspension, standard vinyl seat can be adjusted to give the operator the most comfortable position possible:

- Front and back
- Lumbar support
- Suspension

Optional Fingertip Controls

Effortlessly control the hydraulic function, horn and direction (Forward/Neutral/Reverse) with the optional seat-mounted armrest.

Narrow Steering Column

- Easy to operate
- Tilt-adjustable
- Full-hydrostatic steering

Plenty Of Storage

Additional storage compartment for work and personal items.



EASY TO ACCESS. EASY TO SERVICE.

Less Maintenance. More Uptime.

Together, extended service intervals and sealed components add up to greater uptime – to keep your business moving.

Easy access to key components

- AC drive motor
- Hydraulic motor and controllers
- No tools required to remove floorboard

500-hour extended service intervals

Less time doing maintenance equates to more time on the floor moving product.



ADDED PROTECTION

For extra protection and reduced noise, the unique battery compartment design features strategic spacers and an additional edge cover.

EASY TO CHARGE

Convenient battery changing options keep you up and running:

- Slide rail extraction
- Extraction rollers
- Overhead extraction



TERMAL PROTECTION SYSTEM

Display-based indicators notify the operators when motor maintenance is required, resulting in greater uptime while helping to reduce the risk of more costly maintenance needs later down the line.

WORK SMART. WORK SAFE.

With Intelligent Technology To Assist You

With a wide-range of features and options, the Cat EC23N-EC30LN series gives your operators the confidence they need to get the job done.



FEATURES YOU CAN DEPEND ON

- Front LED Work Lights
- Highly-visible orange seat belt
- Foot-activated parking brake



SMART DESIGN

Full-Color Display

- Seat belt warning
- Mast interlock
- Reduced travel speed indicators
- Service maintenance reminders

Advanced Control System

- One-touch programming
- Ability to track operator usage through the optional PIN code access
- Easy-to-service
- Customizable programming

Easy Three-Point Access

- Elongated, 15 inch grab handle
- Oversized anti-slip grill plate (13x7 inches)
- Hip restraint helps the operator get into and out of the truck





SMART SYSTEMS

Operator Presence Detection System (PDS)

This integrated, computer-based feedback system uses both audible and visual indicators to alert the operator to potentially hazardous situations, while increasing operator awareness.

- When the operator is not in the normal operating position, the Presence Detection System electronically discontinues powered-travel movement and load-handling functions.
- When an operator is in the normal operating position, but the seat belt is not buckled, an audible warning will sound and a visible indicator will appear, alerting the operator.



GET THE WORK DONE. YOUR WAY.

ADAPTABLE PERFORMANCE MODES

Optimize your performance and efficiency by simply selecting one of the pre-set operating modes. Profits are maximized by achieving the right balance between output and economy.

WIDE VARIETY OF OPTIONS

Special application packages

- A drive-in rack option to better fit different applications
- Freezer for intermittent use below 14° F

Electronic back-up "smart" alarm

- Ideal option for freezer and cold applications
- The back-up alarm will automatically adjust its volume level to suit the environment
- -40°F to 185°F temperature operating range

Productivity options

- Foot direction control
- Steering wheel knob
- Rear grab handle with horn button

Variety of light packages

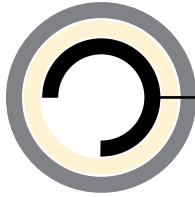
These models can be customized with blue spot lights, strobe lights and more.

Optional U.L. type ES, EE ratings

SHIPPING AREA

High Performance

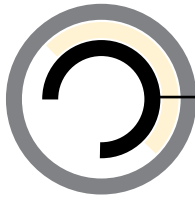
- Fast acceleration
- Fast travel speed
- Moderate hydraulic speeds



RECEIVING AREA

Short Shuttle

- Fast acceleration
- Slow travel speed
- Moderate hydraulic speeds



LONG SHIFTS

Economy

- Slow acceleration
- Slow travel speed
- Moderate hydraulic speeds



TRAVEL APPLICATION

Long Shuttle


- Slow acceleration
- Fast travel speed
- Moderate hydraulic speeds



MAIN WAREHOUSE

Normal Warehouse

- Moderate acceleration
- Moderate travel speed
- Moderate hydraulic speeds





Local service and support



Genuine OEM parts



Custom financing packages

MORE CONFIDENCE





Factory warranty for added protection



Local Support You Can Count On

A Cat lift truck purchase connects you to a variety of material handling solutions, including world-class service and support from your local, trusted dealer. With trained service technicians, a diverse parts inventory and a broad selection of service options, your local dealer can help you lower costs, enhance productivity and more efficiently manage your business.

FINANCING MADE SIMPLE

Financing your next Cat lift truck is easy with our wide range of flexible leasing and purchasing options. Whether you want to finance or lease, your local Cat lift truck dealer can help customize a package for your business.

WHEN EVERY PART COUNTS

When buying from your local Cat lift truck dealer, you can rest assured that your genuine OEM parts are manufactured to meet original equipment criteria. Additionally, all Cat lift trucks OEM parts come with a six-month, unlimited-hours warranty.

When speed is critical, our Parts Fast Or Parts Free Guarantee* ensures next-business-day delivery of all Cat lift trucks parts, or they're free, including freight. If your part doesn't come in by the next business day, we pay for it.

STANDING BEHIND OUR PRODUCTS

We deliver peace of mind by helping your lift trucks stay on the job. Every new Cat lift truck is covered by a 1-year / 2,000-hours warranty that includes parts and labor, as well as components and systems. With our standard 2-year / 4,000-hours extended powertrain warranty, you'll have the confidence that only comes from owning a Cat lift truck.

* At dealer's location.

† Programs may be subject to change without notice and may vary by region. Please ask your local Cat lift truck dealer for complete terms and conditions.

Specifications

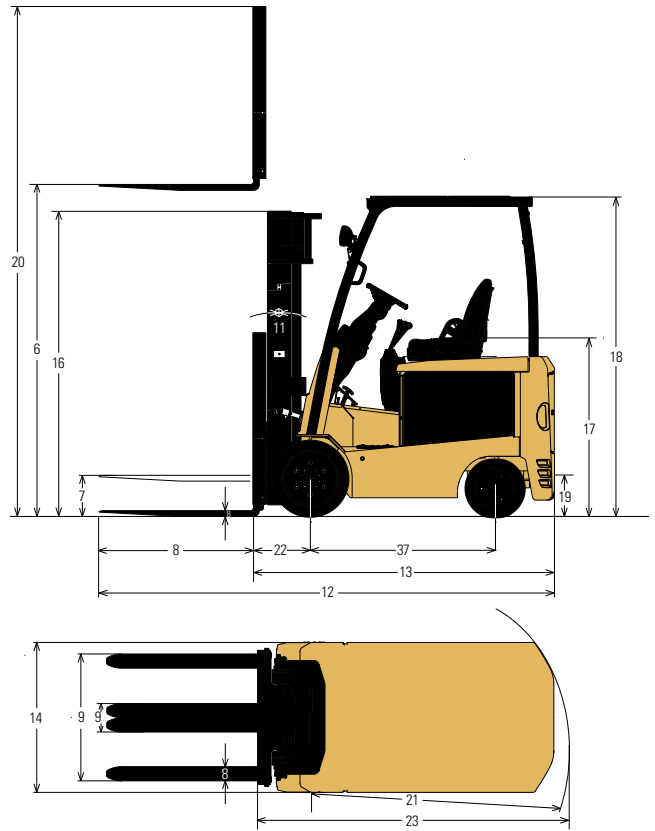
Characteristics				EC23N		EC25N		EC25EN	
1	Capacity at rated load center	lb	kg	4,500	2,300	5,000	2,500	5,000	2,500
2	Load center – distance	in	mm	24	500	24	500	24	500
3	Power – diesel, gasoline, LP gas, electric			electric		Electric		Electric	
4	Tire type – cushion, solid pneumatic			cushion		Cushion		Cushion	
5	Wheels (x=driven) number front / rear			2x / 2		2x / 2		2x / 2	
Dimensions				EC23N		EC25N		EC25EN	
6	Maximum fork height (top of forks)	in	mm	131.5	3,340	131.5	3,340	131.5	3,340
7	Free lift	in	mm	5.7	145	5.7	145	5.7	145
8	Forks – thickness x length x width	in	mm	1.6 x 42 x 3.9	40 x 1,070 x 100	1.6x42x3.9	40x 1,070x 100	1.6x42x3.9	40x 1,070x 100
9	Fork spacing – out-to-out minimum / maximum	in	mm	9.7 / 35	246 / 893	9.7 / 35	246 / 893	9.7 / 35	246 / 893
10	Fork carriage to DIN 15 173 A / B / no			ITA Class II		ITA Class II		ITA Class II	
11	Tilt – forward / backward	deg		5.0° / 5.0°		5.0° / 5.0°		5.0° / 5.0°	
12	Overall length (with 42” long forks)	in	mm	124.1	3,152	124.1	3,152	128.0	3,252
13	Length to fork face (includes fork thickness)	in	mm	82.0	2,082	82.0	2,082	85.9	2,182
14	Overall width with single tires	in	mm	41.5	1,055	41.5	1,055	41.5	1,055
15	Overall width with wide stance tires	in	mm	43.5	1,103	43.5	1,103	43.5	1,103
16	Height to top of lowered mast	in	mm	83.1	2,110	83.1	2,110	83.1	2,110
17	Seat height to SIP	in	mm	41.7	1,060	41.7	1,060	41.7	1,060
18	Height to top of overhead guard	in	mm	88.0	2,235	88.0	2,235	88.0	2,235
19	Drawbar pin height	in	mm	11	282	11	282	11	282
20	Height with mast raised	in	mm	180	4,570	180	4,570	180	4,570
21	Minimum outside turning radius	in	mm	73.2	1,860	73.2	1,860	77.3	1,964
22	Load distance, axle to fork face	in	mm	15.5	394	15.5	394	15.5	394
23	Minimum aisle – 90° stack - zero clearance without load	in	mm	88.7	2,254	88.7	2,254	92.8	2,358
Performance				EC23N		EC25N		EC25EN	
24	Travel speed – loaded / empty (36 volt)	mph	km/h	9.6 / 10.8	15.5 / 17.4	9.6 / 10.8	15.5 / 17.4	9.6 / 10.8	15.5 / 17.4
25	Travel speed – loaded / empty (48 volt)	mph	km/h	11.3 / 11.3	18.2 / 18.2	11.3 / 11.3	18.2 / 18.2	11.3 / 11.3	18.2 / 18.2
26	Lift speed – loaded / empty (36 volt)	fpm	m/s	70.9 / 106.3	0.36 / 0.54	68.9 / 106.3	0.35 / 0.54	68.9 / 106.3	0.35 / 0.54
27	Lift speed – loaded / empty (48 volt)	fpm	m/s	94.5 / 128.0	0.48 / 0.65	88.6 / 128.0	0.45 / 0.65	88.6 / 128.0	0.45 / 0.65
28	Lowering speed – loaded / empty	fpm	m/s	98.4 / 98.4	0.50 / 0.50	98.4 / 98.4	0.50 / 0.50	98.4 / 98.4	0.50 / 0.50
29	Gradeability – loaded at 1 mph (1.6 kmh) (36 volt)*	%		27		25		25	
30	Gradeability – loaded at 1 mph (1.6 kmh) (48 volt)*	%		27		26		26	
31	Maximum gradeability – loaded / empty	%		15 / 24		16 / 23		17 / 24	
Weight				EC23N		EC25N		EC25EN	
32	Empty – with minimum weight battery	lb	kg	8,750	3,980	9,100	4,130	9,300	4,240
33	Axle load – with rated load (front / rear)	lb	kg	11,675 / 1,575	5,560 / 720	12,490 / 1,610	5,865 / 765	12,505 / 1,795	5,875 / 865
34	Axle load – without rated load (front / rear)	lb	kg	3,650 / 5,100	1,655 / 2,325	3,570 / 5,530	1,620 / 2,510	3,870 / 5,430	1,755 / 2,485
Chassis				EC23N		EC25N		EC25EN	
35	Tire size – front, standard duals	in	mm	21 x 7 x 15	533 x 178 x 381	21 x 7 x 15	533 x 178 x 381	21 x 7 x 15	533 x 178 x 381
36	Tire size – rear	in	mm	16 x 5 x 10.5	406 x 127 x 267	16 x 6 x 10.5	406 x 152 x 267	16 x 6 x 10.5	406 x 152 x 267
37	Wheelbase	in	mm	50.4	1,280	50.4	1,280	54.3	1,380
38	Tread width – front, standard tires	in	mm	34.5	875	34.5	875	34.5	875
39	Tread width – rear tires	in	mm	35.8	909	34.8	884	34.8	884
40	Ground clearance – at lowest point at mast	in	mm	3.0	76	3.0	76	3.0	76
41	Ground clearance – at center of wheelbase	in	mm	4.9	124	4.9	124	4.9	124
42	Service brakes	type		foot-operated, hydraulic		foot-operated, hydraulic		foot-operated, hydraulic	
43	Parking brakes	type		foot-operated, mechanical		foot-operated, mechanical		foot-operated, mechanical	
Electrical				EC23N		EC25N		EC25EN	
43	Battery type			lead-acid		lead-acid		lead-acid	
44	Battery capacity at 6 hr. discharge rate (36 volt)	Ah	kWh	1,320	48	1,320	48	1,540	55
45	Battery capacity at 6 hr. discharge rate (48 volt)	Ah	kWh	990	48	990	48	1,100	53
46	Battery weight, minimum	lb	kg	2,600	1,180	2600	1180	3100	1410
47	Battery weight, maximum	lb	kg	3,530	1,600	3530	1600	3970	1800
48	Battery compartment size, maximum	in	mm	30.5 x 39.5 x 23.3	775 x 1,003 x 592	30.5 x 39.5 x 23.3	775 x 1,003 x 592	34.4 x 39.5 x 23.3	875 x 1,003 x 592
49	Drive motor capacity (60 min. rating) (36 / 48 volt)	HP	kW	16.1 / 22.1	12.0 / 16.5	16.1 / 22.1	12.0 / 16.5	16.1 / 22.1	12.0 / 16.5
50	Lift output (15% rating) (36 / 48 volt)	HP	kW	16.8 / 23.2	12.5 / 17.3	16.8 / 23.2	12.5 / 17.3	16.8 / 23.2	12.5 / 17.3
51	Drive / hydraulic controls	type		AC transistor		AC transistor		AC transistor	
52	Relief pressure for attachments	PSI	Mpa	2,277	15.7	2,277	15.7	2,277	15.7
53	Flow rate for attachments	gpm	lpm	14.5	55	14.5	55	14.5	55

* Maximum converted value to gradeability at maximum torque of the traction motor.

NOTE: These specifications assume the use of drive axles, tires and tilt angles specified. Maximum converted value to gradeability at maximum torque of the traction motor. Any modification to specifications, or any other combination of specifications made after the shipment of the truck, requires prior written approval from Mitsubishi Caterpillar Forklift America Inc. (MCFA). (See ANSI/ITSDF B56.1.) Also be advised that overall operating visibility may be affected by the mast configuration and mast options of your truck. Therefore, you may need to add ancillary [auxiliary] devices or modify your operating practices. Consult your dealer for further information.

EC25LN			EC30N		EC30LN	
1	5,500	2,500	6,000	3,000	6,500	2,950
2	24	600	24	500	24	600
3	Electric		Electric		Electric	
4	Cushion		Cushion		Cushion	
5	2x / 2		2x / 2		2x / 2	
EC25LN			EC30N		EC30LN	
6	131.5	3,340	130.3	3,310	131.4	3,340
7	5.7	145	5.7	145	5.7	145
8	1.6x42x3.9	40x 1,070x 100	1.8x42x4.8	45x 1,070x 122	1.8x42x4.8	45x 1,070x 122
9	9.7 / 35	246 / 893	11.2 / 378	285 / 960	11.2 / 378	285 / 960
10	ITA Class II		ITA Class III		ITA Class III	
11	5.0° / 5.0°		5.0° / 5.0°		5.0° / 5.0°	
12	128.0	3,252	130.2	3,306	130.9	3,325
13	85.9	2,182	88.0	2,236	88.8	2,255
14	43.5	1,103	43.5	1,103	43.5	1,103
15	N/A		N/A		N/A	
16	83.1	2,110	83.1	2,110	87.8	2,230
17	41.7	1060	41.7	1060	41.7	1060
18	88.0	2235	88.0	2235	88.0	2235
19	11	282	11	282	11	282
20	180	4570	178.8	4,540	180	4,570
21	77.3	1,964	78.8	2,002	79.5	2,020
22	15.5	394	16.0	406	16.0	406
23	92.8	2,358	94.8	2,408	95.5	2,426
EC25LN			EC30N		EC30LN	
24	9.3 / 10.6	15.0 / 17.0	9.1 / 10.6	14.6 / 17.1	9.0 / 10.6	14.5 / 17.1
25	11.3 / 11.3	18.2 / 18.2	11.3 / 11.3	18.2 / 18.2	11.3 / 11.3	18.2 / 18.2
26	68.9 / 106.3	0.35 / 0.54	57.1 / 96.5	0.29 / 0.49	57.1 / 92.5	0.29 / 0.47
27	88.6 / 128.0	0.45 / 0.65	74.8 / 116.1	0.38 / 0.59	74.8 / 116.1	0.38 / 0.59
28	98.4 / 98.4	0.50 / 0.50	98.4 / 88.6	0.50 / 0.45	98.4 / 88.6	0.50 / 0.45
29	24		23		20	
30	25		23		21	
31	15 / 24		15 / 21		15 / 17	
EC25LN			EC30N		EC30LN	
32	9,650	4,390	10,600	4,820	11,050	5,030
33	13,305 / 1,845	6,025 / 865	14,375 / 2,225	6,765 / 1,055	15,225 / 2,325	6,890 / 1,090
34	3,805 / 5,845	1,725 / 2,665	3,955 / 6,645	1,795 / 3,025	3,935 / 7,155	1,790 / 3,240
EC25LN			EC30N		EC30LN	
35	21 x 8 x 15	533 x 203 x 381	21 x 8 x 15	533 x 203 x 381	21 x 8 x 15	533 x 203 x 381
36	16 x 6 x 10.5	406 x 152 x 267	16 x 6 x 10.5	406 x 152 x 267	16 x 6 x 10.5	406 x 152 x 267
37	54.3	1,380	54.3	1,380	54.3	1,380
38	35.4	900	35.4	900	35.4	900
39	34.8	884	34.8	884	34.8	884
40	3.0	76	3.0	77	3.0	77
41	4.9	124	4.9	124	4.9	124
42	foot-operated, hydraulic		foot-operated, hydraulic		foot-operated, hydraulic	
43	foot-operated, mechanical		foot-operated, mechanical		foot-operated, mechanical	
EC25LN			EC30N		EC30LN	
43	lead-acid		lead-acid		lead-acid	
44	1,540	55	1,540	55	1,540	55
45	1,100	53	1,100	53	1,100	53
46	3100	1410	3100	1410	3100	1410
47	3970	1800	3970	1800	3970	1800
48	34.4 x 39.5 x 23.3	875 x 1,003 x 592	34.4 x 39.5 x 23.3	875 x 1,003 x 592	34.4 x 39.5 x 23.3	875 x 1,003 x 592
49	16.1 / 22.1	12.0 / 16.5	16.1 / 22.1	12.0 / 16.5	16.1 / 22.1	12.0 / 16.5
50	16.8 / 23.2	12.5 / 17.3	16.8 / 23.2	12.5 / 17.3	16.8 / 23.2	12.5 / 17.3
51	AC transistor		AC transistor		AC transistor	
52	2,277	15.7	2,277	15.7	2,277	15.7
53	14.5	55	14.5	55	14.5	55

Call-out numbers shown in the diagram correspond to the first column of the specifications chart.



Safety Standards

These trucks meet American National Standards Institute/ Industrial Truck Standards Development Foundation, ANSI/ ITSDF B56.1.

UL-Classified by Underwriters Laboratories, Inc., as to fire and electric shock hazard only. Availability: Type E standard. Types ES and EE optional. Users should be aware of, and adhere to, applicable codes and regulations regarding operator training, use, operation and maintenance of powered industrial trucks, including:

- ANSI/ITSDF B56.1.
- NFPA 505, fire safety standard for powered industrial trucks - type designations, areas of use, maintenance and operation.
- Occupational Safety and Health Administration (OSHA) regulations that may apply.

Contact your Cat lift truck dealer for further information including operator training programs and auxiliary visual and audible warning systems, fire extinguishers, etc., as available for specific user applications and requirements. Specifications, equipment, technical data, photos and illustrations based on information at time of printing and subject to change without notice. Some products may be shown with optional equipment.



Your Cat lift truck dealer can provide additional options and features to specialize your lift truck for your unique application. Operator training and custom financing programs are also available to help find the right fit for your business.

Helping move businesses forward – that’s how we’re built.

1-800-CAT-LIFT | www.mcfa.com/cat

© 2019 MCFA. All Rights Reserved. CAT, CATERPILLAR, their respective logos, “Caterpillar Yellow,” the “Power Edge” trade dress as well as corporate and product identity used herein, are trademarks of Caterpillar and may not be used without permission. All registered trademarks are the property of their respective owners.

Some products may be shown with optional equipment.

CECM0207-01

12/19

